

HC Slingsy PLC Feedback Report

Since 1999, the Environment Index has assessed the extent to which responsible practices have been embedded within organisations' corporate strategy and operations. This report provides a benchmark for this organisation to evaluate their management and performance of their environmental impacts.

Index Overview

This feedback report presents the results of your organisation's participation in the 2013 England East Environment Index and will enable you to benchmark your performance against others in your sector and all participants of the Index.

The average score for participants this year is **80%**, an increase on last year's average of **75%**.

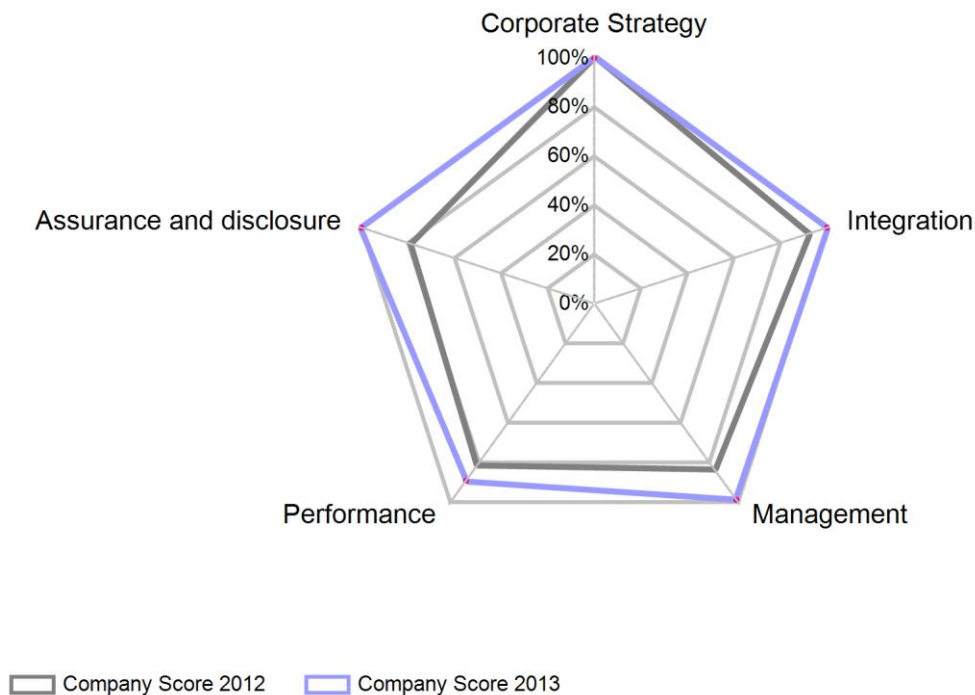
NB: When comparing annual results, please note that there were changes and additions to Index questions between 2010 and 2011, but only slight amendments between 2011 and 2013. Also, please note that sector averages are only given if more than 2 companies within your sector answer positively for a question.

Name	HC Slingsy PLC
2013 Score	94%
2013 Band	GOLD
2012 Score	90%
2012 Band	GOLD
Sector	Retailer & Distribution
Benchmarking comparators	Alliance Boots Group GmbH, ASDA Stores Ltd, DFS Trading Limited, Hallmark Cards PLC, Kingfisher plc, WH Smith plc

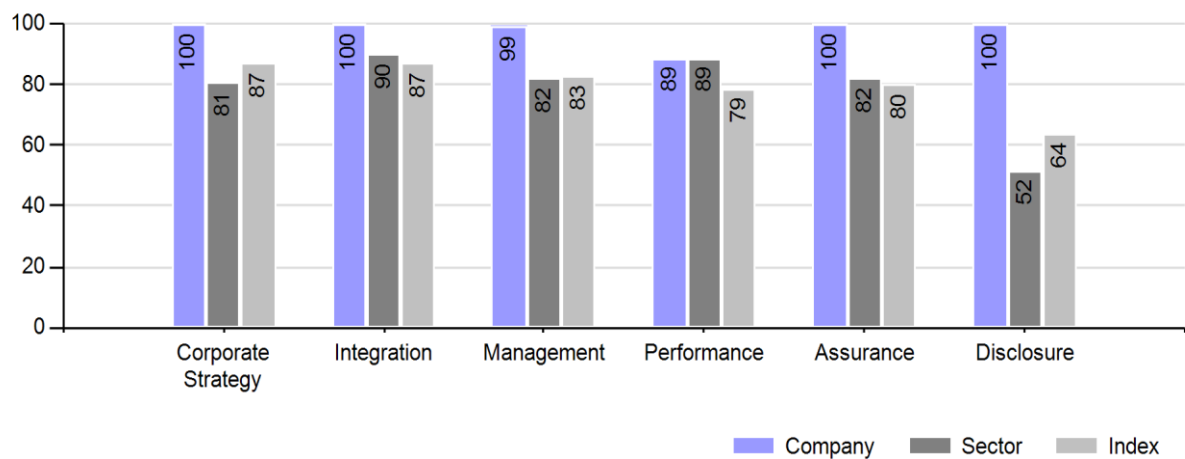
Please note that the performance bands are: Platinum >95%; Gold 90-95%; Silver 80-89%; Bronze 70-79% and all others <70%.

Top Level Results

This chart summarises your organisation's performance across each section of the Environment Index. If the Index was completed in 2012, this chart will also provide a year-on-year performance comparison.

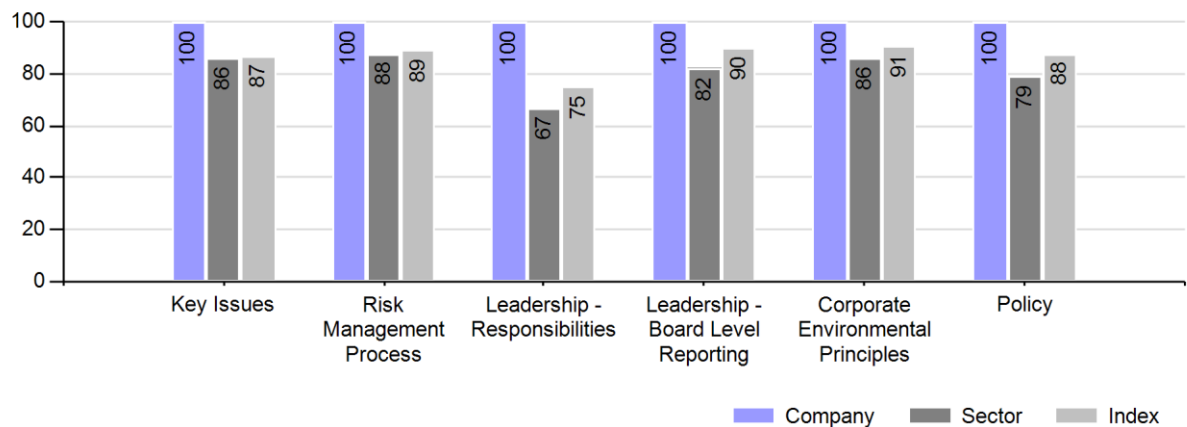


The following charts demonstrate how you compare with other organisations within your sector and all Index participants.

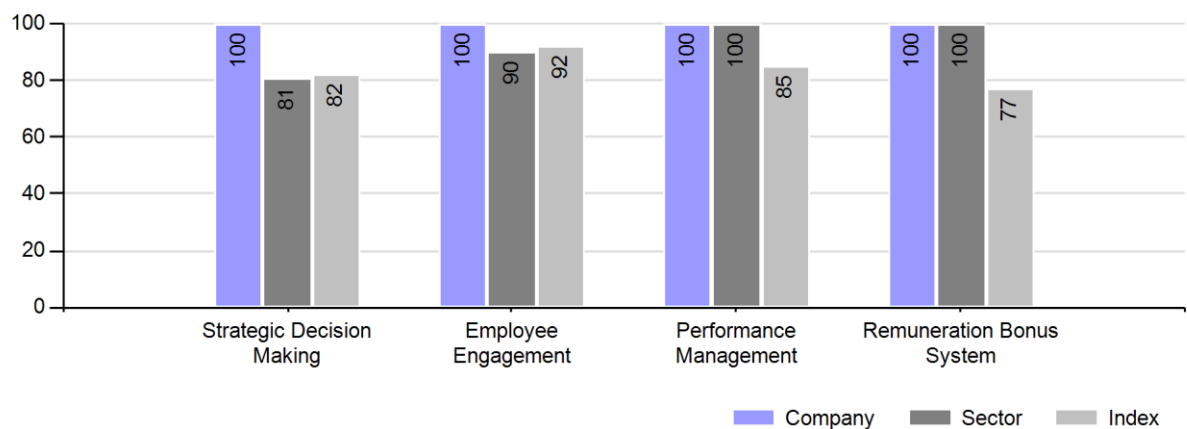


Results by Section

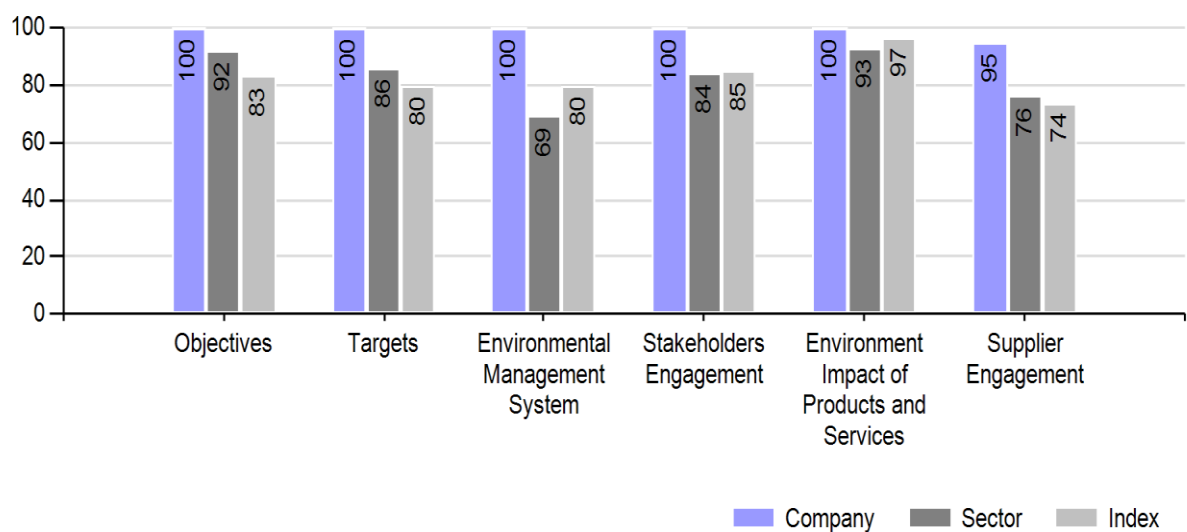
Corporate Strategy



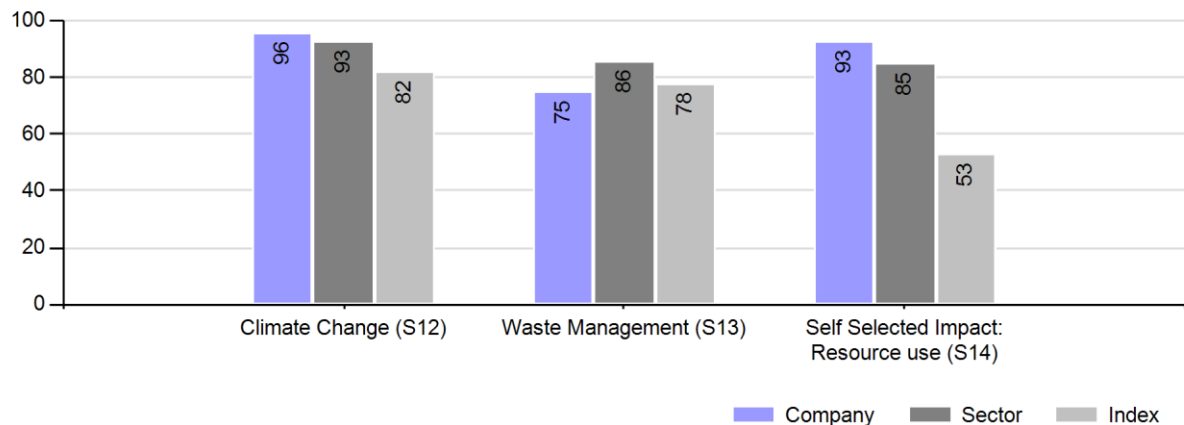
Integration



Environment Management



Environmental Performance and Impact



Assurance and Disclosure

It is important to ensure accuracy, relevance and reliability of any information provided within the Index survey, a growing number of organisations that take part in the Index have some form of assurance process in place:

- **83%** of Index participants have an established reporting criteria, with an established system for reporting and communicating information with a competent person with appropriate authority who has checked and signed-off that the information for this area is correct
- **68%** of Index participants have their assurance process reviewed for effectiveness by an independent group audit or a third party verification

The ultimate test of assurance, with regards to information submitted with this survey, is whether companies would be prepared to share their submitted information:

- **55%** of Index participants made a commitment to put their individual Feedback Report into the **public domain**
- **72%** of Index participants made a commitment to share their full survey submission with **other Index participants**
- **63%** of Index participants made a commitment to disclose their submission to the **investment community**

Detailed Breakdown

Corporate Strategy

- **97%** of Index participants have demonstrated **strong leadership** to address environmental issues by having a board member with specific environmental responsibility
- 2013 saw **energy consumption** and **water consumption** as the main key issues for participants. **Waste management** was also of significant concern for this year's participants
- **91%** of participants have **corporate principles** that define its commitments to stakeholders on environmental issues and **100%** have an **environmental policy** that is relevant to the organisation's activities

Integration

Strategic Decision Making

Including environmental issues in decision-making is crucial to ensure an organisation protects itself against various financial and non-financial risks. If organisations make public statements about the importance of the environment but this is not reflected in strategic decisions then they expose themselves to criticism.



Environmental Management

Environmental Impacts of Products and Services

Customers are increasingly aware of the impact of their purchasing decisions on the world around them. As well as simply responding to customer demand, businesses can show leadership by seeking to positively influence customer choices and behaviour, through the provision of sustainable products and services, better information and sustainable marketing.

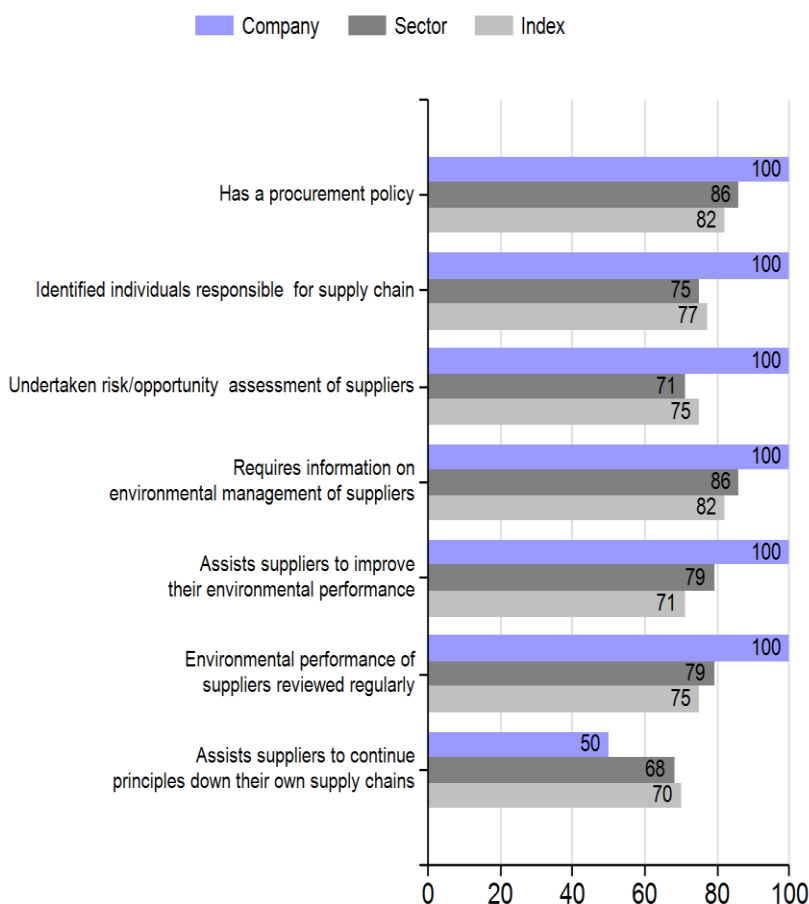
93% of participants have conducted an environmental risk and opportunity assessment of your core products/services?

97% of participants have engaged customers on environmental issues through sustainable marketing, or by providing information about core products/services?

97% of participants have modified existing products/services to be more sustainable, and/or introduced new products/ services that are more sustainable?

Environmental Supplier Programme

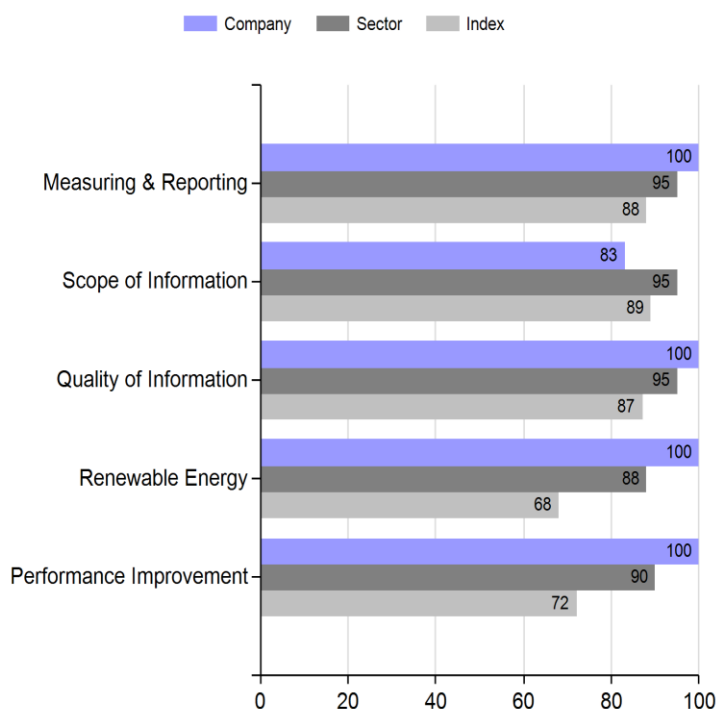
Where companies work with their supply chain, the indirect impacts can be managed through cooperative actions, promoting both cost savings and environmental benefits.



Environmental Performance and Impact

Climate Change

Business' commitment to tackling climate change is continuing to grow in the UK. Many organisations have recognised and acted on the cost-effective opportunities that are available for cutting greenhouse emissions. With increasingly challenging legislation such as the CRC Energy Efficiency Scheme, reducing an organisation's carbon emissions improves both environmental performance and competitiveness.



Waste and Resource Management

While waste cannot be eliminated, its environmental impacts can be reduced by preventing waste wherever possible, and making more sustainable use of the waste that is produced (the "waste hierarchy"). In addition to its negative environmental impacts, waste costs money, whether through the cost of purchasing the discarded materials or cost incurred through disposal. This is why waste remains one of the key issues for participants of the Index.

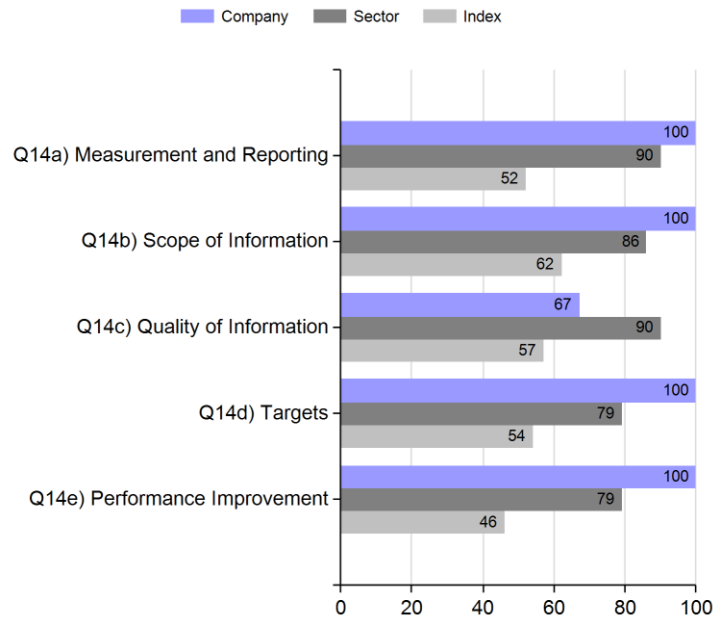


Self-Selected Impact Area

Water consumption and Commuting and Business travel were the most popular self-selected impact areas for 2013, followed closely by **Resource Use**.

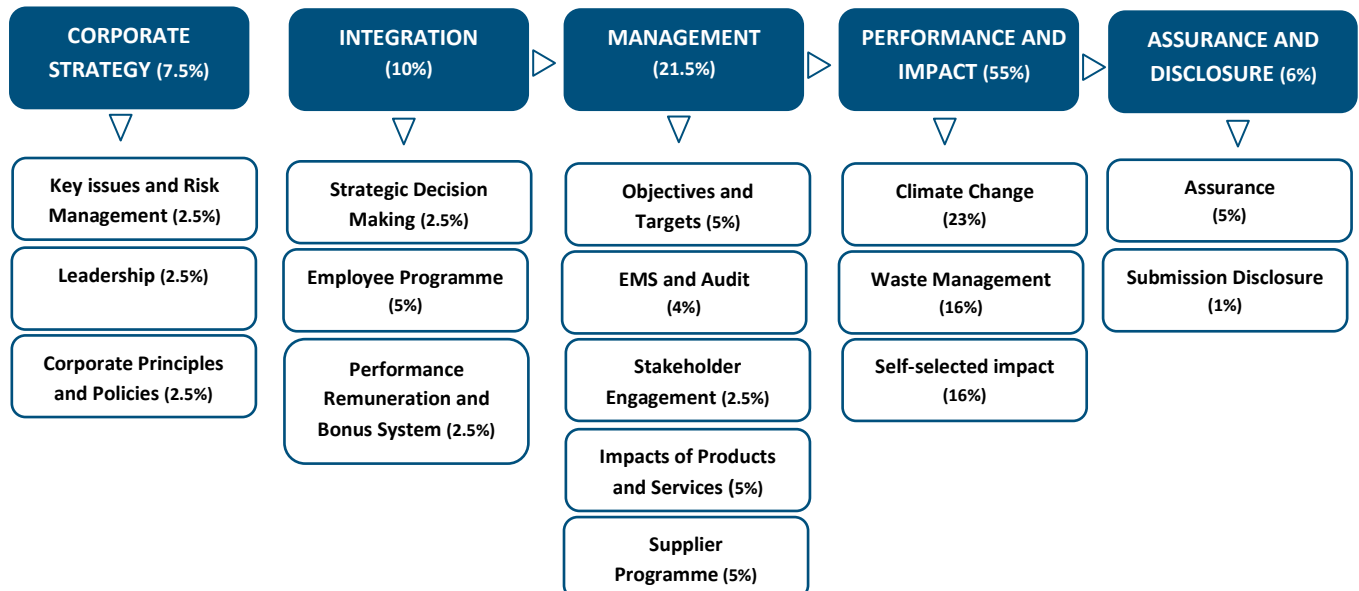
Your Self-selected Impact Area was:

Self Selected Impact:
Resource use (\$14)



NOTE: Sector averages will only be given if more than 2 companies within your sector chose the same self-selected impact

Environment Index Model



Business in the Community mobilises business for good. We work with business to build a sustainable future for people and planet. Our approach to responsible business provides a framework to support and challenge business to improve its performance and benefit society through our four areas of expertise – community, environment, workplace and marketplace.

Business in the Community
Yorkshire & Humber
West 44, Richardshaw Lane
Pudsey, Leeds
LS28 7UR
Telephone: 0113 205 8200
Fax: 0113 205 8201
Registered Office:
137 Shepherdess Walk, London N1 7RQ.
Telephone: 0870 600 2482.
Registered Charity No: 297716.
Company Limited by Guarantee No:1619253.